



**Vint Hill Educational Services**  
 4137 Weeks Drive  
 Suite 106  
 Warrenton, Virginia 20187  
 540-428-5379  
 www.vinthilles.com

**Sara**

<b>School</b>	<b>Vint Hill Educational Services</b>
<b>Exam Code</b>	<b>SAT Exam 3</b>
<b>Date</b>	<b>9/19/2017</b>

## Score Summary

<b>Total Score (400-1600)</b>	<b>1220</b>
-------------------------------	-------------

<b>Section Scores (200-800)</b>	
<b>Reading &amp; Writing</b>	<b>590</b>
Writing and Language	30
Reading	29
<b>Math</b>	<b>630</b>
Math	32

<b>Essay (2-8)</b>	
Reading	4
Analysis	4
Writing	4

<b>Subscores (1-15)</b>	
Command of Evidence	11
Words in Context	10
Expression of Ideas	11
Standard English Conventions	10
Heart of Algebra	11
Problem Solving and Data Analysis	12
Passport to Advanced Math	11
<b>Cross-Test Scores (10-40)</b>	
Analysis in History/Social Studies	34
Analysis in Science	29

## Score History

**No Previous Exams Available**

## Your SAT Score Report

Congratulations on taking a practice SAT! The experience of taking an SAT and a thorough analysis and review of the test forms the core of any successful test prep program.

A complete SAT consists of a total score on a 400-1600 scale, two section scores (Evidence-Based Reading and Writing, and Math, each scored on a 200-800 scale, and three test scores in Reading, Writing & Language, and Math, each scored on a 10-40 scale. The Essay is scored on a 2-8 scale and includes Reading, Analysis, and Writing scores.

In addition, there are two Cross-Test Scores in History/ Social Studies and Science, scored on a 10-40 scale. There are also seven sub-scores in Reading and Writing and Language: Command of Evidence and Words in Context. Writing and Language: Expression of Ideas and Standard English Conventions. Math: Heart of Algebra, Problem Solving and Data Analysis, and Passport to Advanced Math, scored on a 1-15 scale.

If you have any questions about your report, please speak with your teacher or program administrator.

School	Vint Hill Educational Services
Exam Code	SAT Exam 3
Date	9/19/2017

Score	590
Writing and Language	30
Reading	29

## Reading & Writing Report

### SECTION 1 - Reading Answer Breakdown

Question	Correct Answer	Student Answer	Difficulty	Type	Subject	Cross Test	Data Graphics	Category
1	B	C	Medium	MC				Summary
2	C	+	Medium	MC	WC			Words in Conte
3	A	D	Hard	MC				Inference
4	A	B	Medium	MC	CE			Evidence
5	C	A	Hard	MC				Purpose
6	A	+	Medium	MC	WC			Words in Conte
7	A	B	Medium	MC				Detail
8	B	+	Medium	MC				Inference
9	B	C	Medium	MC				Summary
10	D	C	Medium	MC	CE			Evidence
11	A	C	Medium	MC		HSS		Purpose
12	C	+	Medium	MC		HSS		Detail
13	D	+	Medium	MC		HSS		Evidence
14	B	+	Medium	MC		HSS		Main Idea
15	B	+	Medium	MC	CE	HSS		Evidence
16	C	B	Medium	MC	WC	HSS		Words in Conte
17	B	+	Easy	MC	WC	HSS		Words in Conte
18	B	+	Medium	MC		HSS		Evidence
19	A	+	Easy	MC	CE	HSS	Y	Data Graphics
20	A	+	Easy	MC		HSS	Y	Data Graphics
21	D	+	Medium	MC		SC		Summary
22	A	C	Medium	MC	WC	SC		Words in Conte
23	A	+	Hard	MC		SC		Main Idea
24	B	+	Medium	MC	CE	SC		Evidence
25	C	+	Medium	MC		SC		Purpose
26	C	A	Easy	MC		SC		Detail
27	B	C	Medium	MC		SC		Detail
28	B	+	Easy	MC	WC	SC		Words in Conte
29	D	A	Hard	MC		SC		Inference
30	D	C	Medium	MC	CE	SC		Evidence
31	B	+	Medium	MC	WC	HSS		Words in Conte
32	C	+	Medium	MC		HSS		Inference
33	C	+	Medium	MC		HSS		Evidence
34	D	+	Easy	MC		HSS		Main Idea
35	C	+	Medium	MC	WC	HSS		Words in Conte
36	A	C	Medium	MC		HSS		Detail
37	D	+	Medium	MC	CE	HSS		Evidence
38	C	+	Hard	MC		HSS		Synthesis
39	A	+	Medium	MC		HSS		Synthesis
40	D	+	Medium	MC		HSS		Synthesis
41	A	+	Medium	MC		HSS		Synthesis
42	C	D	Hard	MC	WC	SC		Word Choice
43	C	B	Medium	MC		SC		Words in Conte
44	D	C	Medium	MC	CE	SC		Evidence
45	D	+	Easy	MC		SC		Inference
46	C	+	Easy	MC		SC		Evidence
47	B	A	Hard	MC	WC	SC		Words in Conte
48	B	+	Medium	MC		SC		Purpose
49	A	D	Hard	MC		SC		Inference
50	B	+	Easy	MC	CE	SC	Y	Data Graphics
51	D	+	Medium	MC		SC	Y	Data Graphics
52	D	+	Medium	MC	CE	SC	Y	Data Graphics

School	Vint Hill Educational Services
Exam Code	SAT Exam 3
Date	9/19/2017

Score	590
Writing and Language	30
Reading	29

## Reading & Writing Report

### SECTION 2 - Writing & Language Answer Breakdown

Question	Correct Answer	Student Answer	Difficulty	Type	Subject	Cross Test	Data Graphics	Category
1	A	+	Easy	MC	SEC			Parallelism
2	B	A	Easy	MC	EI			Main Idea
3	C	+	Medium	MC	CE,EI			Addition
4	C	+	Medium	MC	SEC			Apostrophes
5	A	B	Medium	MC	SEC			Verb Tense
6	B	+	Medium	MC	CE,EI			Main Idea
7	A	+	Medium	MC	EI,WC			Run-ons
8	D	+	Medium	MC	EI,WC			Wordiness
9	C	D	Medium	MC	EI			Transitions
10	C	+	Easy	MC	SEC			Conjunctions
11	B	+	Easy	MC	SEC			Idioms
12	A	+	Medium	MC	SEC			Pronouns
13	C	D	Medium	MC	CE,EI	HSS		Main Idea
14	D	C	Medium	MC	SEC			Commas
15	B	+	Medium	MC	SEC			Subject Verb A
16	C	+	Easy	MC	EI,WC	HSS		Style
17	C	+	Medium	MC	EI	HSS		Deletion
18	B	A	Easy	MC	EI,WC	HSS		Wordiness
19	D	+	Medium	MC	SEC			Parallelism
20	C	D	Medium	MC	EI	HSS		Main Idea
21	D	+	Easy	MC	SEC			Commas
22	A	+	Medium	MC	CE,EI	HSS		Addition
23	A	+	Medium	MC	EI,WC	SC		Run-ons
24	D	+	Easy	MC	SEC			Run-ons
25	B	+	Easy	MC	EI,WC	SC		Style
26	A	+	Medium	MC	SEC			Pronouns
27	D	+	Medium	MC	SEC			Pronouns
28	B	+	Medium	MC	SEC			Verb Tense
29	B	C	Medium	MC	SEC			Semicolons & C
30	B	A	Medium	MC	EI	SC	Y	Organization
31	D	+	Medium	MC	CE,EI	SC	Y	Data Graphics
32	B	D	Medium	MC	CE,EI	SC		Data Graphics
33	C	+	Medium	MC	EI	SC		Organization
34	D	A	Medium	MC	SEC			Fragments
35	B	A	Easy	MC	SEC			Commas
36	C	+	Hard	MC	SEC			Subject Verb A
37	D	+	Medium	MC	EI			Transitions
38	C	+	Hard	MC	SEC			Verb Tense
39	C	A	Medium	MC	EI			Main Idea
40	B	+	Medium	MC	EI,WC			Style
41	D	+	Medium	MC	SEC			Commas
42	A	+	Medium	MC	CE,EI			Main Idea
43	D	+	Easy	MC	CE,EI			Addition
44	D	+	Easy	MC	EI,WC			Style

School	Vint Hill Educational Services
Exam Code	SAT Exam 3
Date	9/19/2017

Score	590
Writing and Language	30
Reading	29

## Reading & Writing Report

### Item Type and Difficulty Analysis

Multiple Choice							
	Difficulty	Items	Right	Wrong	Omitted	% Correct	% Attempted
	1 - Easy	21	17	4	0	81%	100%
	2 - Medium	65	42	23	0	65%	100%
	3 - Hard	10	4	6	0	40%	100%
<b>Total</b>	1.89	96	63	33	0	66%	100%

Item Difficulty							
Difficulty	Items	Right	Wrong	Omitted	% Correct	% Attempted	
1 - Easy	21	17	4	0	81%	100%	
2 - Medium	65	42	23	0	65%	100%	
3 - Hard	10	4	6	0	40%	100%	

Sections							
Section	Avg Difficulty	Items	Right	Wrong	Omitted	% Correct	% Attempted
1	1.98	52	32	20	0	62%	100%
2	1.77	44	31	13	0	70%	100%

Data Graphics							
Difficulty	Items	Right	Wrong	Omitted	% Correct	% Attempted	
1 - Easy	3	3	0	0	100%	100%	
2 - Medium	4	3	1	0	75%	100%	
3 - Hard	0	0	0	0	0%	0%	

Reading & Writing Overall							
Avg Difficulty	Items	Right	Wrong	Omitted	% Correct	% Attempted	
1.89	96	63	33	0	66%	100%	

### Subscore Performance

Command of Evidence	Correct/Total	12/18	67%	<div style="width: 67%;"></div>	Incorrect/Omitted [S1]: 4, 10, 30, 44; [S2]: 13, 32
	% Correct				

Words in Context	Correct/Total	13/18	72%	<div style="width: 72%;"></div>	Incorrect/Omitted [S1]: 16, 22, 42, 47; [S2]: 18
	% Correct				

Expression of Ideas	Correct/Total	16/24	67%	<div style="width: 67%;"></div>	Incorrect/Omitted [S2]: 2, 9, 13, 18, 20, 30, 32, 39
	% Correct				

Standard English Conventions	Correct/Total	15/20	75%	<div style="width: 75%;"></div>	Incorrect/Omitted [S2]: 5, 14, 29, 34, 35
	% Correct				

### Cross Test Performance






























Analysis in History/Social Studies	Correct/Total	21/27	78%	<div style="width: 78%;"></div>	Incorrect/Omitted [S1]: 11, 16, 36; [S2]: 13, 18, 20
	% Correct				

Analysis in Science	Correct/Total	15/27	56%	<div style="width: 56%;"></div>	Incorrect/Omitted [S1]: 22, 26, 27, 29, 30, 42, 43, 44, 47, 49; [S2]: 30, 32
	% Correct				

School	Vint Hill Educational Services
Exam Code	SAT Exam 3
Date	9/19/2017

## Reading & Writing Report

### Category Performance

Category	Correct/Total	% Correct		Incorrect/Omitted
				
Summary	1/3	33%		[S1]: 1, 9
Words in Context	6/10	60%		[S1]: 16, 22, 43, 47
Inference	3/6	50%		[S1]: 3, 29, 49
Evidence	7/11	64%		[S1]: 4, 10, 30, 44
Purpose	2/4	50%		[S1]: 5, 11
Detail	1/5	20%		[S1]: 7, 26, 27, 36
Main Idea	5/9	56%		[S2]: 2, 13, 20, 39
Data Graphics	6/7	86%		[S2]: 32
Synthesis	4/4	100%		
Word Choice	0/1	0%		[S1]: 42
Parallelism	2/2	100%		
Addition	3/3	100%		
Apostrophes	1/1	100%		
Verb Tense	2/3	67%		[S2]: 5
Run-ons	3/3	100%		
Wordiness	1/2	50%		[S2]: 18
Transitions	1/2	50%		[S2]: 9
Conjunctions	1/1	100%		
Idioms	1/1	100%		
Pronouns	3/3	100%		
Commas	2/4	50%		[S2]: 14, 35
Subject Verb Agreement	2/2	100%		
Style	4/4	100%		
Deletion	1/1	100%		
Semicolons & Colons	0/1	0%		[S2]: 29
Organization	1/2	50%		[S2]: 30
Fragments	0/1	0%		[S2]: 34
<b>Category Total</b>	<b>63/96</b>	<b>66%</b>		

School	Vint Hill Educational Services
Exam Code	SAT Exam 3
Date	9/19/2017

Score	630
Math	32

## Math Report

### SECTION 3 - Math No Calculator Answer Breakdown

Question	Correct Answer	Student Answer	Difficulty	Type	Subject	Cross Test	Data Graphics	Category
1	C	+	Easy	MC	PM			Interpreting L
2	D	+	Easy	MC	HA			Equations
3	D	+	Easy	MC	PM			Expressions wi
4	B	+	Easy	MC	HA			Functions
5	C	+	Easy	MC	PM			Equations with
6	C	B	Easy	MC	HA			Systems of Lin
7	C	+	Medium	MC	PM			Polynomials
8	A	C	Medium	MC	HA			Graphing Linea
9	A	D	Medium	MC	HA			Systems of Lin
10	A	C	Medium	MC	PM			Graphing Polyn
11	B	A	Medium	MC				Angles
12	A	B	Medium	MC	PM			Graphing Polyn
13	B	A	Hard	MC	PM			Quadratic Eqs
14	A	D	Hard	MC	PM			Quadratic Eqs
15	D	C	Hard	MC	HA	SC		Quadratic Eqs
16	*	+	Easy	GR	PM			Polynomials
17	*	+	Easy	GR	HA			Rational Expre
18	*	+	Medium	GR	HA			Angles
19	*	+	Medium	GR	HA			Translation
20	*	-	Easy	GR				Angles
<b>Question</b>	<b>* Grid In Correct Answers</b>							
16	x = 1 or x=2							
17	x = 2							
18	x = 105							
19	x= 370							
20	x = 3/5 or x=.6							

School	Vint Hill Educational Services
Exam Code	SAT Exam 3
Date	9/19/2017

Score	630
Math	32

# Math Report

## SECTION 4 - Math with Calculator Answer Breakdown

Question	Correct Answer	Student Answer	Difficulty	Type	Subject	Cross Test	Data Graphics	Category
1	C	+	Easy	MC	PS		Y	Graph Relation
2	B	+	Easy	MC	PS		Y	Probability
3	C	+	Easy	MC	PS	HSS	Y	Graph Relation
4	C	+	Easy	MC	HA			Graphing Linea
5	B	+	Easy	MC	PS			Percents
6	A	+	Easy	MC	PM			Polynomials
7	D	+	Easy	MC	HA			Rational Expre
8	C	+	Easy	MC	HA	HSS		Interpreting L
9	B	+	Easy	MC	PS	SC		Units and Conv
10	D	+	Medium	MC	PS	SC	Y	Interpreting N
11	B	+	Medium	MC	PS		Y	Interpreting N
12	D	+	Medium	MC	PM			Graphing Polyn
13	D	+	Medium	MC	PM	SC		Restructuring
14	A	+	Medium	MC	HA			Creating Linea
15	A	D	Medium	MC	PS	SC		Evaluation
16	B	C	Medium	MC	PM			Graphing Funct
17	B	+	Medium	MC	PM	HSS		Interpreting L
18	B	+	Medium	MC	HA	HSS		Interpreting L
19	C	+	Medium	MC	PS	SC		Proportions
20	B	+	Medium	MC	PS	SC	Y	Graph Relation
21	C	+	Medium	MC	PS	HSS		Creating Nonli
22	B	A	Medium	MC	HA			Translation
23	C	+	Hard	MC				Trigonometry
24	D	+	Hard	MC	HA			Translation
25	D	+	Medium	MC		SC		Volume
26	C	+	Medium	MC	HA			Graphing Linea
27	C	D	Hard	MC	PS			Area
28	D	B	Hard	MC	PM	HSS		Creating Nonli
29	A	+	Hard	MC	PS		Y	Probability
30	A	B	Hard	MC				Restructuring
31	*	+	Easy	GR	HA			Translation
32	*	+	Easy	GR	PS	HSS	Y	Averages
33	*	+	Easy	GR	PM			Restructuring
34	*	8/5	Medium	GR				Trigonometry
35	*	0	Medium	GR	PS			Averages
36	*	150	Hard	GR	HA			Systems of Ine
37	*	+	Hard	GR	PS	HSS		Interpreting L
38	*	38.9	Hard	GR	PS			Units and Conv

\* Grid In Correct Answers

Question	Grid In Correct Answers
31	x = 4 or x = 5
32	x = 58.6
33	x = 9
34	x = 5/8 or x = .625
35	x = 50
36	x = 750
37	x = 7
38	x = 60

School	Vint Hill Educational Services
Exam Code	SAT Exam 3
Date	9/19/2017

Score	630
Math	32

## Math Report

### Item Type and Difficulty Analysis

Multiple Choice							
	Difficulty	Items	Right	Wrong	Omitted	% Correct	% Attempted
	1 - Easy	15	14	1	0	93%	100%
	2 - Medium	21	13	8	0	62%	100%
	3 - Hard	9	3	6	0	33%	100%
<b>Total</b>	1.87	45	30	15	0	67%	100%

Grid In							
	Difficulty	Items	Right	Wrong	Omitted	% Correct	% Attempted
	1 - Easy	6	5	0	1	83%	83%
	2 - Medium	4	2	2	0	50%	100%
	3 - Hard	3	1	2	0	33%	100%
<b>Total</b>	1.77	13	8	4	1	62%	92%

Item Difficulty							
Difficulty	Items	Right	Wrong	Omitted	% Correct	% Attempted	
1 - Easy	21	19	1	1	90%	95%	
2 - Medium	25	15	10	0	60%	100%	
3 - Hard	12	4	8	0	33%	100%	

Sections							
Section	Avg Difficulty	Items	Right	Wrong	Omitted	% Correct	% Attempted
3	1.70	20	10	9	1	50%	95%
4	1.92	38	28	10	0	74%	100%

Data Graphics							
Difficulty	Items	Right	Wrong	Omitted	% Correct	% Attempted	
1 - Easy	4	4	0	0	100%	100%	
2 - Medium	3	3	0	0	100%	100%	
3 - Hard	1	1	0	0	100%	100%	

Math Overall							
Avg Difficulty	Items	Right	Wrong	Omitted	% Correct	% Attempted	
1.84	58	38	19	1	66%	98%	

### Subscore Performance

Heart of Algebra	Correct/Total		% Correct	Incorrect/Omitted [S3]: 6, 8, 9, 15; [S4]: 22, 36
		13/19	68%	

Problem Solving and Data Analysis	Correct/Total		% Correct	Incorrect/Omitted [S4]: 15, 27, 35, 38
		13/17	76%	

Passport to Advanced Math	Correct/Total		% Correct	Incorrect/Omitted [S3]: 10, 12, 13, 14; [S4]: 16, 28
		10/16	63%	

### Cross Test Performance

Analysis in History/Social Studies	Correct/Total		% Correct	Incorrect/Omitted [S4]: 28
		7/8	88%	

Analysis in Science	Correct/Total		% Correct	Incorrect/Omitted [S3]: 15; [S4]: 15
		6/8	75%	



School	Vint Hill Educational Services
Exam Code	SAT Exam 3
Date	9/19/2017

## Math Report

### Category Performance

Category	Correct/Total	% Correct		Incorrect/Omitted
Interpreting Linear Models	5/5	100%	<div style="width: 100%;"></div>	
Equations	1/1	100%	<div style="width: 100%;"></div>	
Expressions with Exponents	1/1	100%	<div style="width: 100%;"></div>	
Functions	1/1	100%	<div style="width: 100%;"></div>	
Equations with Fractions	1/1	100%	<div style="width: 100%;"></div>	
Systems of Linear Equations	0/2	0%	<div style="width: 0%;"></div>	[S3]: 6, 9
Polynomials	3/3	100%	<div style="width: 100%;"></div>	
Graphing Linear Equations	2/3	67%	<div style="width: 67%;"></div>	[S3]: 8
Graphing Polynomials	1/3	33%	<div style="width: 33%;"></div>	[S3]: 10, 12
Angles	1/3	33%	<div style="width: 33%;"></div>	[S3]: 11, 20
Quadratic Eqs	0/3	0%	<div style="width: 0%;"></div>	[S3]: 13, 14, 15
Rational Expressions	2/2	100%	<div style="width: 100%;"></div>	
Translation	3/4	75%	<div style="width: 75%;"></div>	[S4]: 22
Graph Relationships	3/3	100%	<div style="width: 100%;"></div>	
Probability	2/2	100%	<div style="width: 100%;"></div>	
Percents	1/1	100%	<div style="width: 100%;"></div>	
Units and Conversion	1/2	50%	<div style="width: 50%;"></div>	[S4]: 38
Interpreting Non-linear Models	2/2	100%	<div style="width: 100%;"></div>	
Restructuring	2/3	67%	<div style="width: 67%;"></div>	[S4]: 30
Creating Linear Models	1/1	100%	<div style="width: 100%;"></div>	
Evaluation	0/1	0%	<div style="width: 0%;"></div>	[S4]: 15
Graphing Functions	0/1	0%	<div style="width: 0%;"></div>	[S4]: 16
Proportions	1/1	100%	<div style="width: 100%;"></div>	
Creating Nonlinear Models	1/2	50%	<div style="width: 50%;"></div>	[S4]: 28
Trigonometry	1/2	50%	<div style="width: 50%;"></div>	[S4]: 34
Volume	1/1	100%	<div style="width: 100%;"></div>	
Area	0/1	0%	<div style="width: 0%;"></div>	[S4]: 27
Averages	1/2	50%	<div style="width: 50%;"></div>	[S4]: 35
Systems of Inequalities	0/1	0%	<div style="width: 0%;"></div>	[S4]: 36
<b>Category Total</b>	<b>38/58</b>	<b>66%</b>	<div style="width: 66%;"></div>	